



MAIN ACHIEVEMENTS TO IMPROVE LABOR CONDITIONS

REPUBLIC OF COLOMBIA

PRESIDENCY

2002 - 2007



1 PUBLIC HEALTH CARE

2 PUBLIC HEALTH SYSTEM - NEW AFFILIATES



**3 PUBLIC RECREATION AND WELL-BEING
COOPERATIVES - NEW AFFILIATES**

4 UNEMPLOYMENT (ANNUAL RATE)



5 HOMICIDE OF UNION MEMBERS

6 HOMICIDE OF TEACHERS UNION MEMBERS



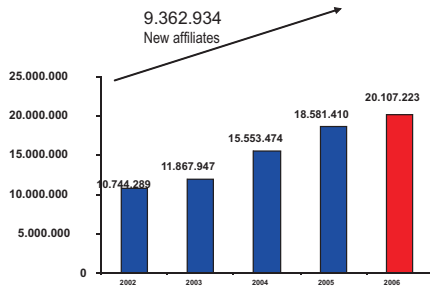
**7 PROTECTION PROGRAM FOR LEADERS OF
UNION MEMBERS**

8 MANPOWER VS HUMAN RIGHTS COMPLAINTS

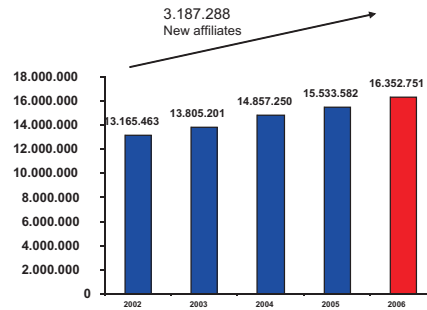
9 HOMICIDE RATE

MAY 2007

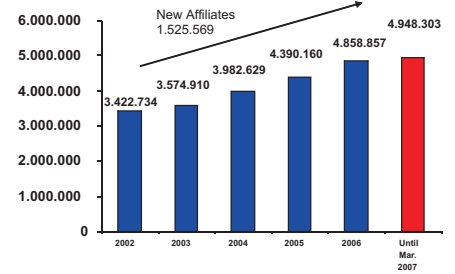
1 PUBLIC HEALTH CARE



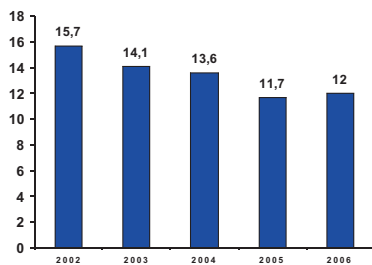
2 PUBLIC HEALTH SYSTEM - NEW AFFILIATES



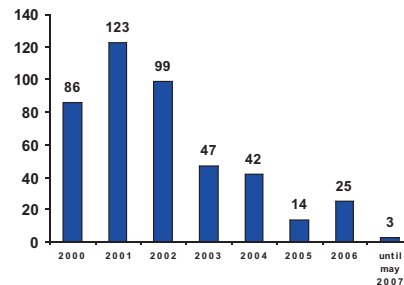
3 PUBLIC RECREATION AND WELL-BEING COOPERATIVES - NEW AFFILIATES



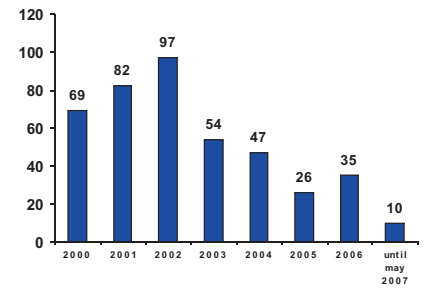
4 UNEMPLOYMENT (ANNUAL RATE)



5 HOMICIDE OF UNION MEMBERS (teachers are not included)



6 HOMICIDE OF TEACHER UNION MEMBERS



7 PROTECTION PROGRAM FOR LEADERS OF UNION MEMBERS

Budget spent 1999 - 2007

Year	National Budget	International Cooperation USAID*	Total
1999	4,520,000	-	4,520,000
2000	3,605,015	-	3,605,015
2001	17,828,455	2,106,059.42	19,934,514
2002	26,064,000	5,873,420.33	31,937,420
2003	29,000,000	5,012,445.02	34,012,445
2004	30,740,000	4,096,197.56	34,836,198
2005	48,223,300	5,764,859.55	53,988,160
2006	71,289,065	1,843,994.27	73,133,059
2007	74,717,775	2,273,718.51	76,991,494
Total	305,987,610	26,970,694.66	332,958,305

Budget spent 2006

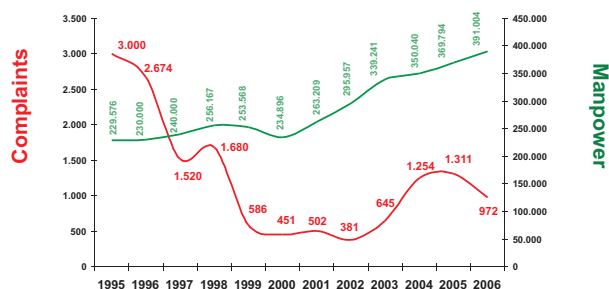
BENEFICIARIES	Total -millions of pesos- 2006
UNION MEMBERS	20,913,554
PATRIOTIC UNION	11,252,631
PEACE AGREEMENTS	6,449,599
NGO'S	5,119,972
COUNCILLORS	4,810,710
LEADERS	3,673,830
INSTITUTIONAL	2,497,337
JOURNALISTS	2,336,830
DEPUTIES	2,064,309
MAYORS	1,280,443
DISPLACED PEOPLE	299,183
COMMUNITY REPRESENTATIVES	60,065
WITNESSES	50,341
EX MAYORS	5,428
MEDICAL MISSION	4,896
Total	60,819,127

People directly benefited 1999 - 2006

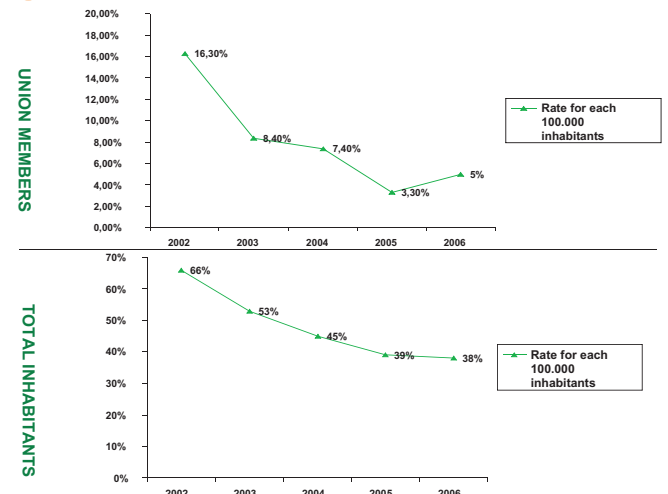
GROUP	AMOUNT								
	1999	2000	2001	2002	2003	2004	2005	2006	2007
UNION MEMBERS	84	375	1,043	1,566	1,424	1,615	1,493	1,504	583
PATRIOTIC UNION	0	77	378	775	423	1,158	1,402	1,648	378
COUNCILLORS	0	0	0	404	1,120	832	1,195	1,198	206
NGO'S	50	224	537	1,007	1,215	733	554	683	163
LIDERS	43	190	327	699	456	545	552	516	195
DISPLACED PEOPLE	-	-	-	-	-	-	59	92	58
JOURNALISTS	0	14	69	168	71	125	46	64	50
COMMUNITY REPRESENTATIVES	0	0	0	26	125	85	45	94	18
MAYORS	0	0	0	212	344	214	87	76	15
DEPUTIES	0	0	0	0	43	45	33	58	24
INSTITUCIONAL	-	-	-	-	-	-	-	69	21
WITNESSES	-	-	-	-	-	-	-	21	10
MEDICAL MISSION	-	-	-	-	-	-	-	4	7
EX - MAYORS	0	0	0	0	0	114	41	2	0
PEACE AGREEMENTS	-	-	-	-	-	-	-	68	0
TOTAL	177	880	2,354	4,857	5,221	5,446	5,507	6,097	1,728

* Serie empalmada. Desde 1980 corresponde a la Tasa de Cambio del Banco de la República. A partir de Diciembre de 1991 se refiere a la Tasa Representativa de Mercado -TRM-, de acuerdo con la Resolución No 15 del 27 de noviembre de 1991 de la Junta Directiva del Banco de la República.

8 MANPOWER VS HUMAN RIGHTS COMPLAINTS



9 HOMICIDE RATE



MAIN ACHIEVEMENTS
TO IMPROVE LABOR CONDITIONS
 For Further Information Visit: www.presidencia.gov.co/resultados